

Bridgeview remote learning






During your time at home these are the online resources that you can access. Your log in details will be in your home pack.

Stay safe online
Remember the 5 SMART rules when using the internet and mobile phones.

- S SAFE:** Keep safe by being careful not to give out personal information when you're chatting or posting online. Personal information includes your email address, phone number and password.
- M MEET:** Meeting someone you have only been in touch with online can be dangerous. Only do so with your parents' or carers' permission and even then only when they can be present.
- A ACCEPTING:** Accepting emails, IM messages, or opening files, pictures or texts from people you don't know or trust can lead to problems – they may contain viruses or nasty messages!
- R RELIABLE:** Someone online might lie about who they are, and information on the internet may not be true. Always check information with other websites, books or someone who knows.
- T TELL:** Tell your parent, carer or a trusted adult if someone or something makes you feel uncomfortable or worried, or if you or someone you know is being bullied online.

Find out more at Childnet's website ...
www.kidsmart.org.uk

Childnet International © 2002-2010 Registered Charity no. 1060173 www.childnet.com
KidSMART

<p>Bug Club</p>  <p>activelearnprimary.co.uk</p>	<p>Lexia</p>  <p>lexialearning.com</p>
<p>TT Rock stars</p>  <p>ttrackstars.com</p>	<p>Purple Mash</p>  <p>purplemash.com/bridgeview</p>
<p>Phonics</p>  <p>teachyourmonstertoread.com</p>	

Isolation Tier System

Tier 1– when 1 child from the class has to self isolate

Tier 2—when the whole class or bubble have to self isolate

All teachers have planned work for children to access at home whilst isolating. The work is set out as a power point presentation. The presentation will be available to view through the school website if your child is isolating under Tier 1 and Microsoft teams will also be used during Tier 2 isolation. The idea is that the children work through the writing and maths a day at a time. So the first day that they are isolating they would do lesson 1 writing, lesson 1 maths., lesson 1 handwriting. The afternoon science, theme and guided reading lessons are not in any order so children can decide which activities they want to do on which days. The suggested timetable opposite is a guide.

Teachers will also be using Microsoft teams during Tier 2 isolation to welcome children to the new school day, deliver phonics sessions and to read a story at the end of the day.

Daily home learning timetable

Wake Up	Before 9.00am	Eat breakfast, brush teeth, make your bed, fold your PJs
Preparation	9.00-9.15am	Work, books and activities ready for the morning. Logins for websites set into computer or tablet.
Reading	9:15 – 9.35am	Phonics Teach your monster to read Reading-Bug Club
English	9.35-10.15am	Writing lesson
Online learning	10.15-10.30am	Lexia
Break	10:30 – 11.00am	Outside play Hand washing Fruit and water
Maths	11.00 -11.30am	Maths lesson
Online Learning	11.30 – 11.45am	Times tables rock stars
Challenge	11:45 – 12:15pm	Wipe the table and surfaces Wipe door handles
Lunch	12.15 – 1.00pm	Hand washing Lunch Tooth brushing
Handwriting	1.00 –1.15pm	Handwriting lesson
Afternoon activity	1.15 – 1.50	Science/theme/ art lesson
Break	1.50 – 2.15	Outdoor play ball skills, mini circuit
Online Learning	2.15 – 2.40	Purple Mash Bug Club
Story time	2.40 – 2.55	Read a book with an adult
Pack away	2.55-3.00	Pack away resources