

# Miss Lamplough's Class B



# Spelling, punctuation and Grammar

# Writing – Lesson 1 – Spelling task

Spelling practise

Look, Say, Cover, Write, Check

Name: \_\_\_\_\_

Date: \_\_\_\_\_

Look	Say	Write	✓ x	Write	✓ x	Write	✓ x	Write	✓ x
bicycle									
breath									
breathe									
build									
business									
calendar									

Select 5 words from above and write them into sentences.

# I can identify commands and questions.

How can you tell if something is a question?



It has a question mark at the end. If it requires an answer then it is a question.

# I can identify commands and questions.

Copy the following sentences adding a question mark for questions or an exclamation mark for commands.

- Tidy your room \_\_\_
- Would you like some cheese \_\_\_
- Do you like Fortnite \_\_\_
- Get me some new socks \_\_\_
- Do you like doing P.E. \_\_\_
- Get on with your work \_\_\_
- Is London the capital of England \_\_\_

*English*



# Writing - Lesson 2 - Imperative verbs.



A verb is a “doing” word. It describes an action, for example

- ran – Decon ran to the pasta bar.
- sneezed – Harry sneezed loudly.
- tiptoed – Layton tiptoed into the classroom.

Some verbs are more like instructions, things that you must do, these are called **Imperative verbs**.

# Writing - Lesson 2 - Imperative verbs.



Here are some examples of Imperative verbs.

hold	wash	chop
draw	brush	cut
place	rinse	slice
fold	put	peel
tidy	stir	pour
sort	measure	mix
order	bake	take
play	sprinkle	slice
go	add	spread



# Writing - Lesson 2 - Imperative verbs.



Copy the following sentences and underline the imperative verb in each sentence.

- Firstly, pour the flour into the bowl.
- Tidy your room.
- Peel the banana from the right end.
- Sort the pens into groups of colours.
- Spread the butter evenly over the bread.
- Mix the chocolate and marshmallow before sprinkling over the cake

# Writing - Lesson 3 -reviewing an advert.

Look at the advert on the next page (make sure that you read the whole article).

- What is it advertising?
- Does it make you want the product?
- Who does it appeal to?
- Is it a good advert?

# Free toys

## DOCTOR WHO



..and get all these  
**FREE** next week



If you or your youngster is a Doctor Who fan you mustn't miss this - we're giving away exclusive **FREE** toys to collect and build, play with or swap with friends.

TV's Time Lord has been loved by kids and parents alike for generations and our incredible give-away begins on Saturday, with a free construction micro-figure of The Eleventh Doctor - played by Matt Smith.

Then get a fearsome Dalek with the Sunday Mirror, and Amy Pond, the Doctor's companion, on Monday!

Plus we've got even more goodies for you next week, including a Tardis model, fantastic poster and masks!

So make sure you check out the Daily Mirror tomorrow to pick up your free Doctor Who micro-figure at Sainsbury's or



THE NEW DOCTOR WHO TOYS  
START COLLECTING THIS WEEKEND  
ONLY WITH THE DAILY MIRROR

# Writing - Lesson 3 -reviewing an advert.



- What is it advertising?
- Does it make you want the product?
- Who does it appeal to?
- Is it a good advert?

# Writing - Lesson 3 -reviewing an advert.

Use the following checklist and find each part in the 2 adverts.

Included in the advert	✓
I have included a catchy slogan or catch phrase, using alliteration, similes, metaphors or rhyming.	
I have included a hook or a promise. E.g. You won't be able to live without...	
I have used superlatives/ exaggeration. E.g. good=best.	
I have used eye catching memorable pictures.	
I have used a special offer to entice buyers.	
I have used a rhetorical question. E.g. Wouldn't you love to...?	
I have used bossy/ imperative verbs and strong adverbs.	
I have used positive adjectives and feelings, ignoring the negatives.	
I have given important product information.	
I have used bullet points, subheadings, labels and words that stand out.	

# Writing - Lesson 4 -Creating an advert.

Pick 1 of the following products on the next slide and make a poster for it.

Remember to use:

- Imperative verbs
- Pictures
- Exaggerated quotes (“It is the greatest game ever”)

Use the checklist to make sure you get all the correct parts in.

# Writing - Lesson 3 -reviewing an advert.

Pick 1 of the following and create a poster advert for it.

- The latest season of Fortnite.
- The latest update to Minecraft.
- A new Warhammer Codex.
- A new Hat in Time expansion pack.

# Maths



# Maths Lesson 1

Copy and answer the following calculations.

Solve the calculations.

$4 \times 8 = \underline{\quad}$

$4 \times \underline{\quad} = 12$

$4 \times \underline{\quad} = 24$

$4 \times \underline{\quad} = 52$

$7 \times 4 = \underline{\quad}$

$\underline{\quad} \times 4 = 36$

$\underline{\quad} \times 4 = 44$

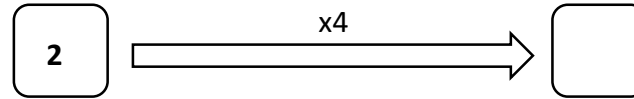
$4 \times 9 = \underline{\quad}$

Explain how your 2 times tables can help with your 4 times tables.  
Give examples.

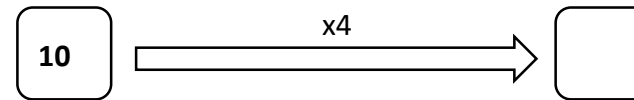
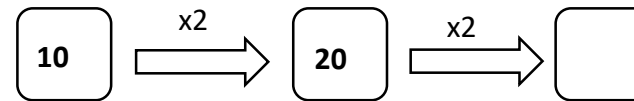


BRIDGEVIEW

Complete the function machine.



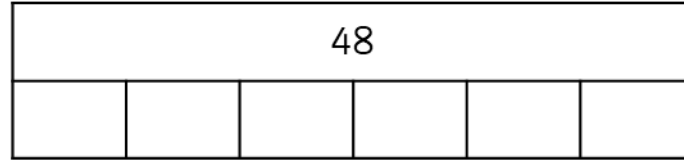
Complete the function machine.



# Maths Lesson 2

Use your number square to help you if you need to.

Complete the bar model.



Write this as a number sentence.

\_\_\_\_\_ x \_\_\_\_\_ = \_\_\_\_\_


Tick all the statements that are equal to  $8 \times 2$ .

$7 \times 2 + 8$	<input type="checkbox"/>
$7 \times 2 + 2$	<input type="checkbox"/>
$4 \times 4$	<input type="checkbox"/>
$2 \times 8$	<input type="checkbox"/>

Complete the missing number.

$\times 3 = 24 \div 4$

Malachi has 36 cars to tidy away.  
He puts 9 cars in each box.  
How many boxes are needed?



\_\_\_\_\_ boxes

# Maths

## Lesson 3

Solve these calculations.

$4 \times 8 = \underline{\quad}$

$4 \times \underline{\quad} = 12$

$4 \times \underline{\quad} = 24$

$4 \times \underline{\quad} = 52$

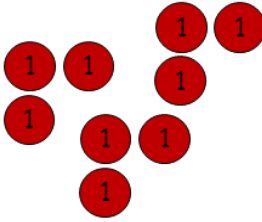


$7 \times 4 = \underline{\quad}$

$\underline{\quad} \times 4 = 36$

$\underline{\quad} \times 4 = 44$

$4 \times 9 = \underline{\quad}$

Which part below does not show counting in fours?

$4 + 4 + 4 + 4 + 4$	
	

Explain why.

Tick the statements equal to  $9 \times 4$ .

$4 \times 8 + 1$	<input type="checkbox"/>
four multiplied by nine	<input type="checkbox"/>
$8 \times 4 + 4$	<input type="checkbox"/>
$9 \times 0 + 4$	<input type="checkbox"/>

Tick the statements equal to  $4 \times 7$ .

$5 \times 4 + 4$	<input type="checkbox"/>
$3 \times 4 + 7$	<input type="checkbox"/>
$4 \times 6 + 7$	<input type="checkbox"/>
seven multiplied by four	<input type="checkbox"/>

Tick the statements equal to  $3 \times 4$ .

three multiplied by five	<input type="checkbox"/>
$2 \times 4 + 3$	<input type="checkbox"/>
$4 + 4 + 4$	<input type="checkbox"/>
$4 \times 2 + 4$	<input type="checkbox"/>

# Handwriting Lesson 1



Nelson  
Handwriting

## Words to practise

accident  
accidentally  
actual  
actually  
address  
answer  
appear  
arrive  
believe

# Handwriting Lesson 2



Nelson  
Handwriting

## Words to practise

bicycle

breath

breathe

build

busy

business

calendar

caught

centre



BRIDGEVIEW

# Handwriting Lesson 3



Nelson  
Handwriting

## Words to practise

century

certain

circle

complete

consider

continue

decide

describe

different

# Handwriting Lesson 4



Nelson  
Handwriting

## Words to practise

difficult  
disappear  
early  
earth  
eight  
eighth  
enough  
exercise  
experience

# Handwriting Lesson 5



Nelson  
Handwriting

## Words to practise

experiment

extreme

famous

favourite

February

forward

forwards

fruit

grammar



BRIDGEVIEW

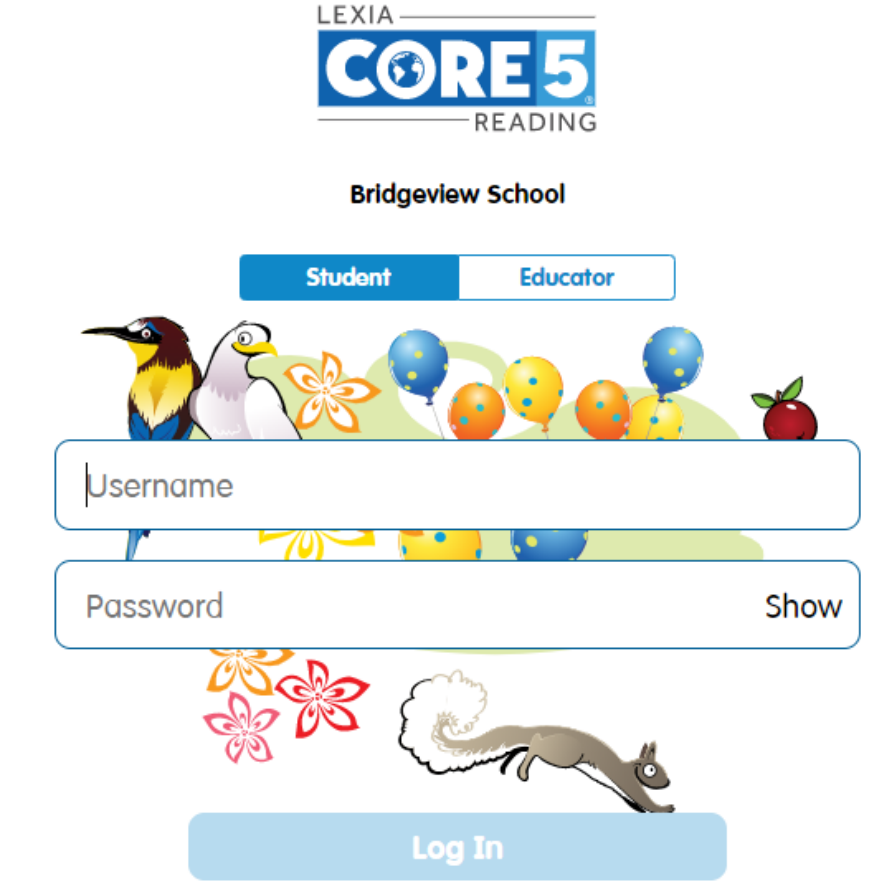




# Reading

# Reading

Spend 15 minutes on Lexia, don't forget to save your progress



LEXIA  
**CORE5**  
READING

Bridgeview School

Student Educator

Username

Password Show

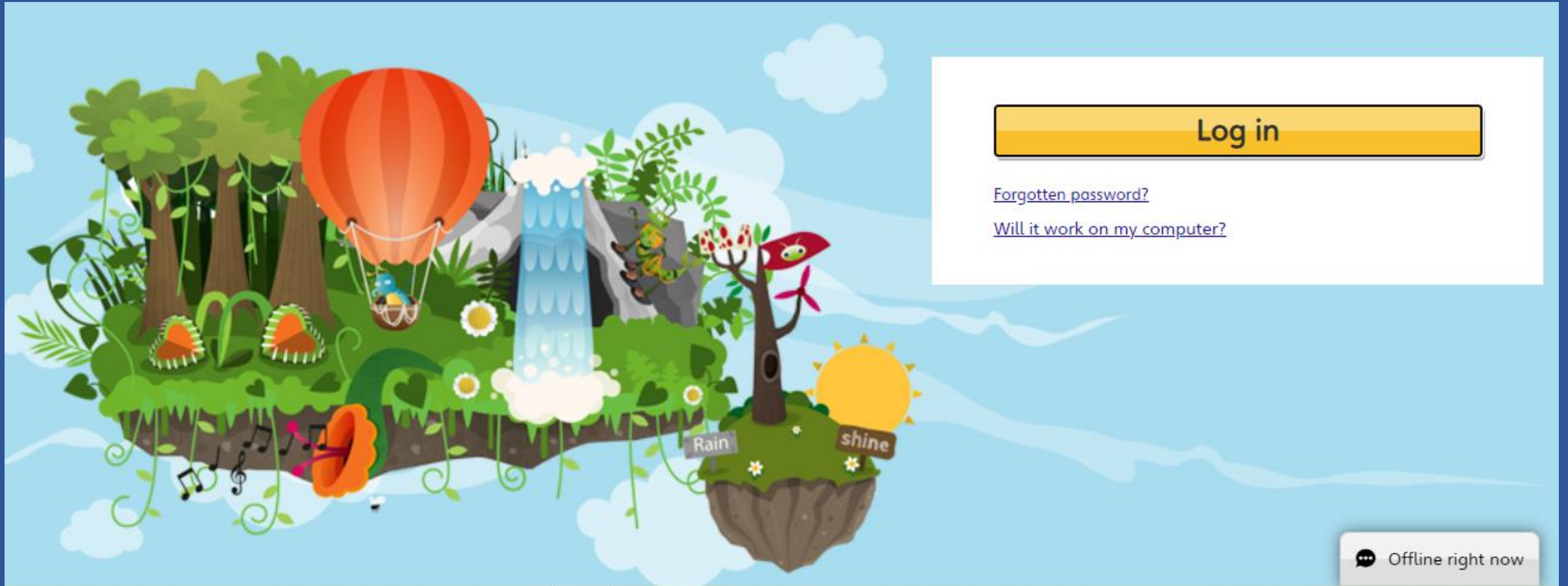
Log In

The login page features a colorful illustration of two birds, a flower, balloons, and a squirrel. The 'Student' button is highlighted in blue.


<https://www.lexiacore5.com/>

# Reading

Login to Bug Club and complete your Comprehension tasks




# Wellbeing




# Worry cloud.

This is a worry cloud, write about what is worrying you at the moment and share it with an adult.



# History



# Theme-Week 1



**This is William Wilberforce, a politician from Hull.**

- Why is he so famous?
- What did he change?
- Is what he did still in place today?
- Was he right to change what he did?

**Use the internet to research the answers to the above questions.**