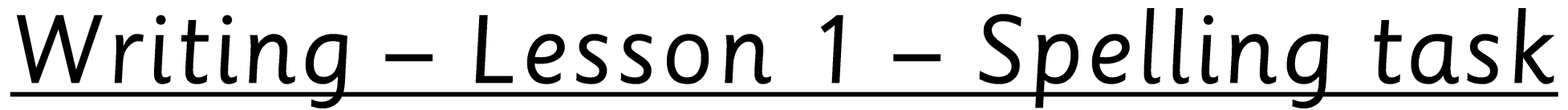


# *Mr Serban's Class*

## *B*

# *Spelling, punctuation and Grammar*



Date: \_\_\_\_\_

[illegible]

Writing – Lesson 2 – SPaG

I can identify commands and questions.



## Writing – Lesson 1 – SPaG

# I can identify commands and questions.

Copy the following sentences adding a question mark for questions or an exclamation mark for commands.

- Tidy your room \_\_\_\_
- Would you like some cheese \_\_\_\_
- Do you like Fortnite \_\_\_\_
- Get me some new socks \_\_\_\_
- Do you like doing P.E. \_\_\_\_
- Get on with your work \_\_\_\_
- Is London the capital of England \_\_\_\_

# English



# Writing - Lesson 2 - Imperative verbs.



A verb is a “doing” word. It describes an action, for example

- ran – Decon **ran** to the pasta bar.
- sneezed – Harry **sneezed** loudly.
- tiptoed – Layton **tiptoed** into the classroom.

Some verbs are more like instructions, things that you **must** do, these are called Imperative verbs.

# Writing - Lesson 2 - Imperative verbs.

hold

wash

chop

draw

brush

cut

place

rinse

slice

fold

put

peel

tidy

stir

pour

sort

measure

mix

order

bake

take

play

sprinkle

slice

go

add

spread



# Writing - Lesson 2 - Imperative verbs.

- Firstly, pour the flour into the bowl.
- Tidy your room.
- Peel the banana from the right end.
- Sort the pens into groups of colours.
- Spread the butter evenly over the bread.
- Mix the chocolate and marshmallow before sprinkling over the cake

# Writing - Lesson 3 -reviewing an advert.



# Writing - Lesson 3 -reviewing an advert.



- What is it advertising?
- Does it make you want the product?
- Who does it appeal to?
- Is it a good advert?

Now look at the next advert.



# Free toys

## DOCTOR WHO



..and get all these  
**FREE** next week



If you or your youngster is a Doctor Who fan you mustn't miss this - we're giving away exclusive **FREE** toys to collect and build, play with or swap with friends.

TV's Time Lord has been loved by kids and parents alike for generations and our incredible give-away begins on Saturday, with a free construction micro-figure of The Eleventh Doctor - played by Matt Smith.

Then get a fearsome Dalek with the Sunday Mirror, and Amy Pond, the Doctor's companion, on Monday!

Plus we've got even more goodies for you next week, including a Tardis model, fantastic poster and masks!

So make sure you check out the Daily Mirror tomorrow to pick up your free Doctor Who micro-figure at Sainsbury's or



# Writing - Lesson 3 -reviewing an advert.



- What is it advertising?
- Does it make you want the product?
- Who does it appeal to?
- Is it a good advert?

# Writing - Lesson 3 -reviewing an advert.

Included in the advert	✓
I have included a catchy slogan or catch phrase, using alliteration, similes, metaphors or rhyming.	
I have included a hook or a promise. E.g. You won't be able to live without...	
I have used superlatives/ exaggeration. E.g. good=best.	
I have used eye catching memorable pictures.	
I have used a special offer to entice buyers.	
I have used a rhetorical question. E.g. Wouldn't you love to...?	
I have used bossy/ imperative verbs and strong adverbs.	
I have used positive adjectives and feelings, ignoring the negatives.	
I have given important product information.	
I have used bullet points, subheadings, labels and words that stand out.	



# Writing - Lesson 4 -Creating an advert.



Pick 1 of the following products on the next slide and make a poster for it.

Remember to use:

- Imperative verbs
- Pictures
- Exaggerated quotes (“It is the greatest game ever”)

Use the checklist to make sure you get all the correct parts in.

# Writing - Lesson 3 -reviewing an advert.



Pick 1 of the following and create a poster advert for it.

- The latest season of Fortnite.
- The latest update to Minecraft.
- A new Warhammer Codex.
- A new Hat in Time expansion pack.



# Maths

# Maths

## Lesson 1

Solve the calculations.

$4 \times 8 = \underline{\quad}$

$4 \times \underline{\quad} = 12$

$4 \times \underline{\quad} = 24$

$4 \times \underline{\quad} = 52$

$7 \times 4 = \underline{\quad}$

$\underline{\quad} \times 4 = 36$

$\underline{\quad} \times 4 = 44$

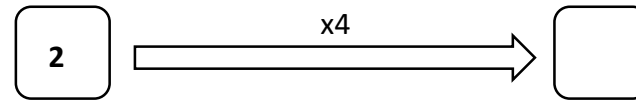
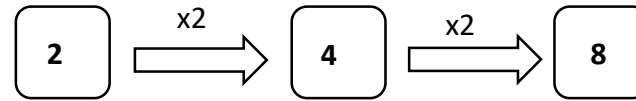
$4 \times 9 = \underline{\quad}$

Explain how your 2 times tables can help with your 4 times tables.  
Give examples.

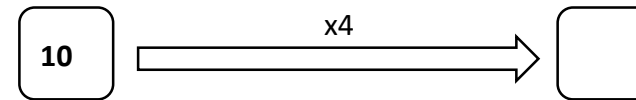
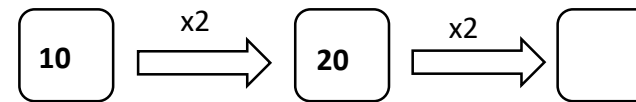


BRIDGEVIEW

Complete the function machine.



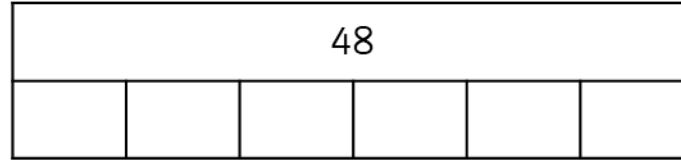
Complete the function machine.



# Maths

## Lesson 2

Complete the bar model.



Write this as a number sentence.

\_\_\_\_\_ x \_\_\_\_\_ = \_\_\_\_\_


Tick all the statements that are equal to  $8 \times 2$ .

$7 \times 2 + 8$	<input type="checkbox"/>
$7 \times 2 + 2$	<input type="checkbox"/>
$4 \times 4$	<input type="checkbox"/>
$2 \times 8$	<input type="checkbox"/>

Complete the missing number.

$$\boxed{\phantom{00}} \times 3 = 24 \div 4$$

Malachi has 36 cars to tidy away.  
He puts 9 cars in each box.  
How many boxes are needed?



\_\_\_\_\_ boxes

# Maths

## Lesson 3

Solve these calculations.

$4 \times 8 = \underline{\hspace{2cm}}$

$4 \times \underline{\hspace{2cm}} = 12$

$4 \times \underline{\hspace{2cm}} = 24$

$4 \times \underline{\hspace{2cm}} = 52$

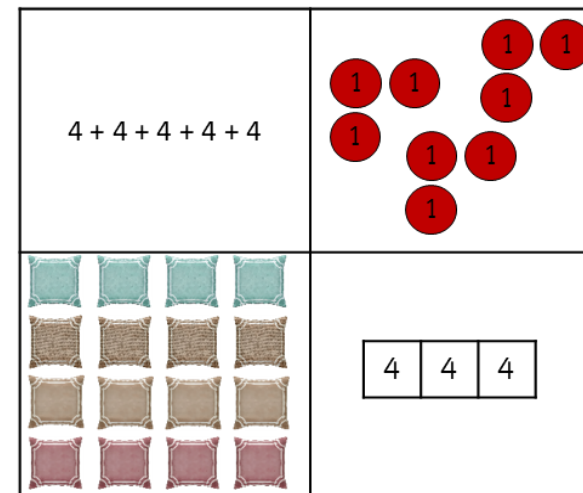
$7 \times 4 = \underline{\hspace{2cm}}$

$\underline{\hspace{2cm}} \times 4 = 36$

$\underline{\hspace{2cm}} \times 4 = 44$

$4 \times 9 = \underline{\hspace{2cm}}$

Which part below does not show counting in fours?



Explain why.

Tick the statements equal to  $9 \times 4$ .

$4 \times 8 + 1$	<input type="checkbox"/>
four multiplied by nine	<input type="checkbox"/>
$8 \times 4 + 4$	<input type="checkbox"/>
$9 \times 0 + 4$	<input type="checkbox"/>

Tick the statements equal to  $4 \times 7$ .

$5 \times 4 + 4$	<input type="checkbox"/>
$3 \times 4 + 7$	<input type="checkbox"/>
$4 \times 6 + 7$	<input type="checkbox"/>
seven multiplied by four	<input type="checkbox"/>

Tick the statements equal to  $3 \times 4$ .

three multiplied by five	<input type="checkbox"/>
$2 \times 4 + 3$	<input type="checkbox"/>
$4 + 4 + 4$	<input type="checkbox"/>
$4 \times 2 + 4$	<input type="checkbox"/>

# Handwriting Lesson 1



Nelson  
Handwriting

## Words to practise

accident  
accidentally  
actual  
actually  
address  
answer  
appear  
arrive  
believe

# Handwriting

## Lesson 2



Nelson  
Handwriting

### Words to practise

bicycle  
breath  
breathe  
build  
busy  
business  
calendar  
caught  
centre



BRIDGEVIEW

# Handwriting Lesson 3



Nelson  
Handwriting

## Words to practise

century  
certain  
circle  
complete  
consider  
continue  
decide  
describe  
different

# Handwriting Lesson 4



Nelson  
Handwriting

## Words to practise

difficult  
disappear  
early  
earth  
eight  
eighth  
enough  
exercise  
experience



# Handwriting Lesson 5



Nelson  
Handwriting

## Words to practise

experiment

extreme

famous

favourite

February

forward

forwards

fruit

grammar



BRIDGEVIEW



# *Reading*


# Reading



LEXIA  
**CORE5**  
READING


Bridgeview School

Student Educator



Username

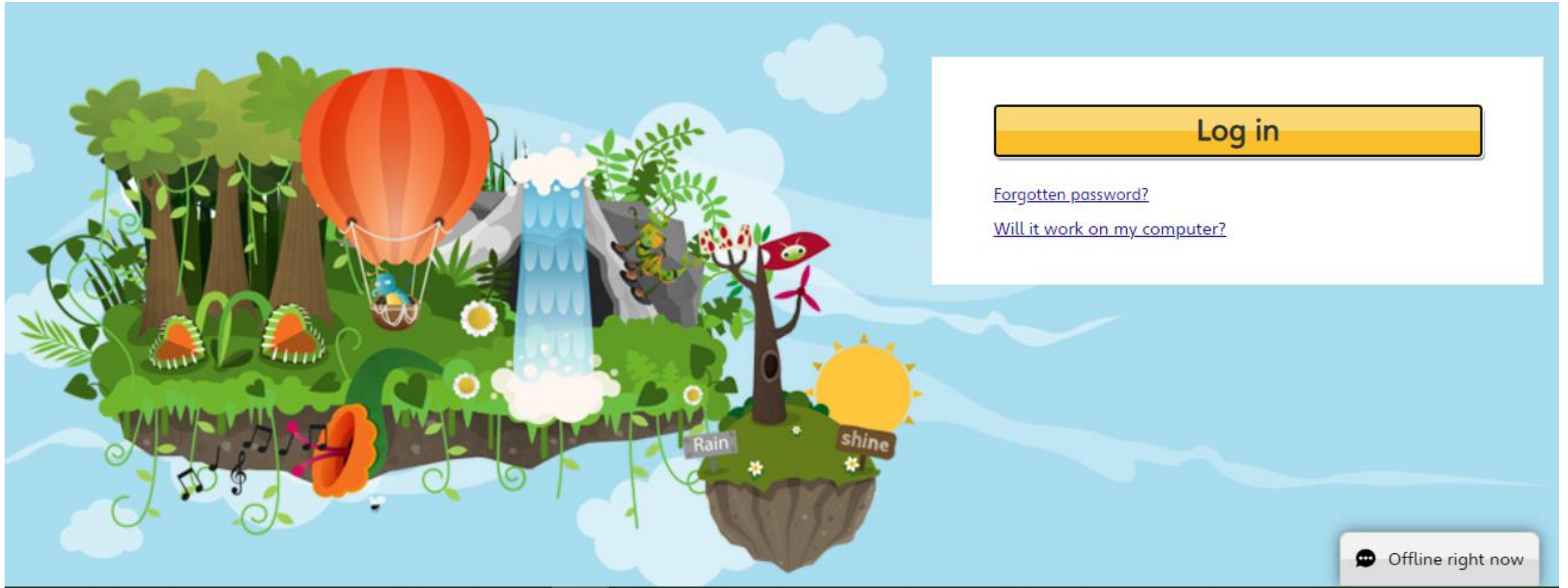
Password Show




Log In

<https://www.lexiacore5.com/>

# Reading




# *Wellbeing*




# Worry cloud.

This is a worry cloud, write about what is worrying you at the moment and share it with an adult.



# *History*



# Theme-Week 1



**This is William Wilberforce, a politician from Hull.**

- Why is he so famous?
- What did he change?
- Is what he did still in place today?
- Was he right to change what he did?

**Use the internet to research the answers to the above questions.**