Literacy



- Write a diary entry
- Write a setting description
- Compare texts
- Explore non-fiction text
- Compare the features of non-fiction texts
- Write a book review





Art and Design

As artists we will:

•Understand what digital media is and how it is made

Be investigating a variety of digital media

Create our own piece of digital media

Music

As musicians we will

Exploring Jazz music

Identifying jazz instruments

Making our own piece of jazz inspired music.

Science

As scientists we will:

- describe how living things are classified into broad groups according to common observable characteristics and based on similarities and differences, including micro-organisms, plants and animals
- give reasons for classifying plants and animals based on specific characteristic
- using classification systems and keys to identify some animals and plants in the immediate environment.

Bridgeview Curriculum Map Autumn 2021

PSHE and Personal Development:

As caring citizens we will:

- Celebrating difference
- Creating a cultural wheel
- Learning what racism is and designing an anti racism ribbon.
- Designing a game based around anti bullying.
- Comparing my life to that of a Ghanaian child.

Maths

As mathematicians we will:

- Be calculating the factors and multiples of numbers
- Be working out prime, square and cube number
- Multiplying and dividing by 10, 100, 1000
- Be working on calculating the Perimeter and Area of different shapes
- Learning about equivalent fractions, simplifying fractions, improper fractions and mixed number
- Be comparing fractions and adding, subtracting dividing and multiplying fractions

PE:

As active pupils we will:

- To develop team work through communication.
- play games competitively

Computing:

As digital pupils we will:

Hull and WW1

Autumn 2 2021
National Curriculum
lead subject: History

New knowledge we will acquire:

WWI began on July 28th 1914

It ended on 11th November 1918

It started when Archduke Ferdinand was assassinated.

Britain declare war on Germany to support Russia and France

The Christmas Truce happened on 24th December 1912

Trenches were dug out of the land to protect the soldiers

Learning activities we will complete:

Locate ally and enemy countries on a map

Create a timeline of events leading to and during WWI

Find out about life in the trenches from postcards and letters written during the war

Design and make a replica trench identifying key features

Understand what life was like for a frontline soldier and know what sort of kit they wore

Understand the role that women played during the war

The significance of the Christmas truce

Key vocabulary will use:

Ally, enemy, trenches, Western Front, conditions, trench foot, sandbags fire step, rations, duckboards, dugout, sumps, frontline, Oppy Wood, battalion, propaganda, truce, ceasefire, treaty

Visits/visitors:

Helpful websites:

www.dailymail.co.uk
www.bbc.co.uk/history/worldwars/wwone
Www.gloucestershire.gov.uk/media/1880/diaryofsidneytarpleefrance1918-61209.pdf
www.bbc.co.uk/bitesize